

1175 SERIES



COXREELS 1175 Series "Competitor" hand crank and motorized hose reels, like the 1125 Series, is an industry preferred design built with a larger chassis for larger hose capacities and hose diameters. They feature a sturdy one piece all welded "A" frame base, low profile outlet riser open drum slot design for smooth even hose wraps around the drum.

SWIVEL

- External fluid path with nickel plated steel 90° full-flow NPT swivel inlet
- Swivel Seals: AFLAS

DESIGN & STRUCTURE

- All welded steel "A" frame construction for superior reel structure
- Exclusive low profile outlet riser & open drum slot design for flat smooth hose wrap
- Permanently lubricated self-aligning pillow block bearings for trouble-free & smooth rotation
- Adjustable tension brake to prevent "free-wheeling" during operation
- Long-handled locking pin to secure reel from rotation during transport or storage

RETRACTION

- Reliable chain & sprocket drive
- See Motor Options below

SIGNATURE FEATURES

- Professional grade heavy duty steel construction
- Durable proprietary CPC™ powder coat finish
- CNC robotically spun and ribbed discs with rolled edges provide strength, safety, and durability
- Industry leading 2 year manufacturer's limited warranty
- Made in the U.S.A. – Sold & Supported Worldwide

POSSIBLE FIELDS OF APPLICATION

- Water Trucks
- Construction Sites
- Fire Suppression
- Chemical Fluid Transfer
- Lubricant Dispensing
- Farming
- High-Flow Watering
- Chemical Fluid Transfer

MODELS

ACCESSORIES

APPLICATION SHOTS

VIDEOS

TECHNICAL DOCUMENTS

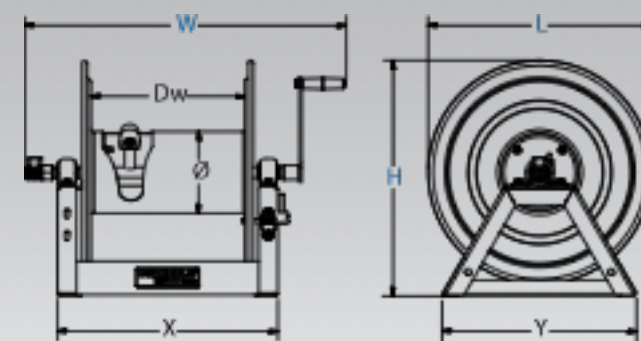
- Product manual - [DOWNLOAD](#)
- Exploded drawings - [DOWNLOAD](#)

MOTOR TYPE FILTER

Choose a motor type to filter your results below








































-

[RESET SELECTION](#)



Click "Add to Quote" to view compatible accessories

REEL			CAPACITY			OPT. CAPACITY			PSI	SIZE INDEX			Add to Quote		
MODEL	LBS	HOSE	I.D.	O.D.	FT.	I.D.	O.D.	FT.		W	H	L			
												Overall Dimensions			
1175-6-50-A	75	N	1"	1-7/16"	50	3/4"	1-1/4"	100'	3000	20-1/2"	26-1/8"	24"	Add to Quote		
1175-6-100-A	78	N	1"	1-7/16"	100	3/4"	1-1/4"	150'	3000	24-1/2"	26-1/8"	24"	Add to Quote		
1175-6-125-A	80	N	1"	1-7/16"	125	3/4"	1-1/4"	200'	3000	26-1/2"	26-1/8"	24"	Add to Quote		
1175-6-135-A	78	N	1"	1-7/16"	135	3/4"	1-1/4"	175'	3000	33"	22-7/8"	20"	Add to Quote		
1175-6-150-A	83	N	1"	1-7/16"	150	3/4"	1-1/4"	250'	3000	28-1/2"	26-1/8"	24"	Add to Quote		
1175-6-200-A	91	N	1"	1-7/16"	200	3/4"	1-1/4"	300'	3000	33"	26-1/8"	24"	Add to Quote		
1175-6-50-AB	75	N	1"	1-7/16"	50	3/4"	1-1/4"	100'	3000	20-1/2"	26-1/8"	24"	Add to Quote		
1175-6-100-AB	78	N	1"	1-7/16"	100	3/4"	1-1/4"	150'	3000	24-1/2"	26-1/8"	24"	Add to Quote		
1175-6-125-AB	80	N	1"	1-7/16"	125	3/4"	1-1/4"	200'	3000	26-1/2"	26-1/8"	24"	Add to Quote		

1175-6-135-AB	78	N	1"	1-7/16"	135	3/4"	1-1/4"	175'	3000	33"	22-7/8"	20"	Add to Quote 
1175-6-150-AB	83	N	1"	1-7/16"	150	3/4"	1-1/4"	250'	3000	28-1/2"	26-1/8"	24"	Add to Quote 
1175-6-200-AB	91	N	1"	1-7/16"	200	3/4"	1-1/4"	300'	3000	33"	26-1/8"	24"	Add to Quote 
1175-6-50-E	80	N	1"	1-7/16"	50	3/4"	1-1/4"	100'	3000	22"	26-1/8"	24"	Add to Quote 
1175-6-100-E	83	N	1"	1-7/16"	100	3/4"	1-1/4"	150'	3000	26"	26-1/8"	24"	Add to Quote 
1175-6-125-E	85	N	1"	1-7/16"	125	3/4"	1-1/4"	200'	3000	28"	26-1/8"	24"	Add to Quote 
1175-6-135-E	83	N	1"	1-7/16"	135	3/4"	1-1/4"	175'	3000	34-1/2"	22-7/8"	20"	Add to Quote 
1175-6-150-E	88	N	1"	1-7/16"	150	3/4"	1-1/4"	250'	3000	30"	26-1/8"	24"	Add to Quote 
1175-6-200-E	96	N	1"	1-7/16"	200	3/4"	1-1/4"	300'	3000	34-1/2"	26-1/8"	24"	Add to Quote 
1175-6-50-EF	80	N	1"	1-7/16"	50	3/4"	1-1/4"	100'	3000	22"	26-1/8"	24"	Add to Quote 
1175-6-100-EF	83	N	1"	1-7/16"	100	3/4"	1-1/4"	150'	3000	26"	26-1/8"	24"	Add to Quote 
1175-6-125-EF	85	N	1"	1-7/16"	125	3/4"	1-1/4"	200'	3000	28"	26-1/8"	24"	Add to Quote 
1175-6-135-EF	83	N	1"	1-7/16"	135	3/4"	1-1/4"	175'	3000	34-1/2"	22-7/8"	20"	Add to Quote 
1175-6-150-EF	88	N	1"	1-7/16"	150	3/4"	1-1/4"	250'	3000	30"	26-1/8"	24"	Add to Quote 
1175-6-200-EF	96	N	1"	1-7/16"	200	3/4"	1-1/4"	300'	3000	34-1/2"	26-1/8"	24"	Add to Quote 
1175-6-50-EB	93	N	1"	1-7/16"	50	3/4"	1-1/4"	100'	3000	22"	26-1/8"	24"	Add to Quote 
1175-6-100-EB	96	N	1"	1-7/16"	100	3/4"	1-1/4"	150'	3000	26"	26-1/8"	24"	Add to Quote 
1175-6-125-EB	98	N	1"	1-7/16"	125	3/4"	1-1/4"	200'	3000	28"	26-1/8"	24"	Add to Quote 
1175-6-135-EB	96	N	1"	1-7/16"	135	3/4"	1-1/4"	175'	3000	34-1/2"	22-7/8"	20"	Add to Quote 
1175-6-150-EB	101	N	1"	1-7/16"	150	3/4"	1-1/4"	250'	3000	30"	26-1/8"	24"	Add to Quote 
1175-6-200-EB	109	N	1"	1-7/16"	200	3/4"	1-1/4"	300'	3000	34-1/2"	26-1/8"	24"	Add to Quote 
1175-6-50-ED	93	N	1"	1-7/16"	50	3/4"	1-1/4"	100'	3000	22"	26-1/8"	24"	Add to Quote 
1175-6-100-ED	96	N	1"	1-7/16"	100	3/4"	1-1/4"	150'	3000	26"	26-1/8"	24"	Add to Quote 
1175-6-125-ED	98	N	1"	1-7/16"	125	3/4"	1-1/4"	200'	3000	28"	26-1/8"	24"	Add to Quote 
1175-6-135-ED	96	N	1"	1-7/16"	135	3/4"	1-1/4"	175'	3000	34-1/2"	22-7/8"	20"	Add to Quote 
1175-6-150-ED	101	N	1"	1-7/16"	150	3/4"	1-1/4"	250'	3000	30"	26-1/8"	24"	Add to Quote 
1175-6-200-ED	109	N	1"	1-7/16"	200	3/4"	1-1/4"	300'	3000	34-1/2"	26-1/8"	24"	Add to Quote 
1175-6-50-EA	93	N	1"	1-7/16"	50	3/4"	1-1/4"	100'	3000	22"	26-1/8"	24"	Add to Quote 
1175-6-100-EA	96	N	1"	1-7/16"	100	3/4"	1-1/4"	150'	3000	26"	26-1/8"	24"	Add to Quote 
1175-6-125-EA	98	N	1"	1-7/16"	125	3/4"	1-1/4"	200'	3000	28"	26-1/8"	24"	Add to Quote 
1175-6-135-EA	96	N	1"	1-7/16"	135	3/4"	1-1/4"	175'	3000	34-1/2"	22-7/8"	20"	Add to Quote 
1175-6-150-EA	101	N	1"	1-7/16"	150	3/4"	1-1/4"	250'	3000	30"	26-1/8"	24"	Add to Quote 
1175-6-200-EA	109	N	1"	1-7/16"	200	3/4"	1-1/4"	300'	3000	34-1/2"	26-1/8"	24"	Add to Quote 
1175-6-50-H	73	N	1"	1-7/16"	50	3/4"	1-1/4"	100'	3000	20-1/2"	26-1/8"	24"	Add to Quote 
1175-6-100-H	76	N	1"	1-7/16"	100	3/4"	1-1/4"	150'	3000	24-1/2"	26-1/8"	24"	Add to Quote 
1175-6-125-H	78	N	1"	1-7/16"	125	3/4"	1-1/4"	200'	3000	26-1/2"	26-1/8"	24"	Add to Quote 
1175-6-135-H	76	N	1"	1-7/16"	135	3/4"	1-1/4"	175'	3000	33"	22-7/8"	20"	Add to Quote 
1175-6-150-H	81	N	1"	1-7/16"	150	3/4"	1-1/4"	250'	3000	28-1/4"	26-1/8"	24"	Add to Quote 
1175-6-200-H	89	N	1"	1-7/16"	200	3/4"	1-1/4"	300'	3000	33"	26-1/8"	24"	Add to Quote 

USA Made, Quality & Support

We take great pride in designing, building and supplying the world's

2 Year Warranty

Coxreels proudly stands behind our reels as they are built to last!



finest reels made right here in the U.S.A.



PRODUCTS

- Spring Driven
- EZ-Coil®
- Hand Crank
- Motor Driven
- Spring Driven & EZ-Coil® Accessories
- Hand Crank & Motor Driven Accessories

INDUSTRIES

- NEW RELEASES**
- LITERATURE**
- KNOWLEDGE CENTER**
- ABOUT COXREELS**

REQUEST A QUOTE

- FIND A DISTRIBUTOR**
- CONTACT US**

Toll Free [800-269-7335](tel:800-269-7335)

Fax [800-229-7335](tel:800-229-7335)

Email info@coxreels.com

5865 S. Ash Ave.
Tempe, AZ 85283

Copyright © 2015 Coxreels
[Privacy Policy](#) | [Terms & Conditions](#)

